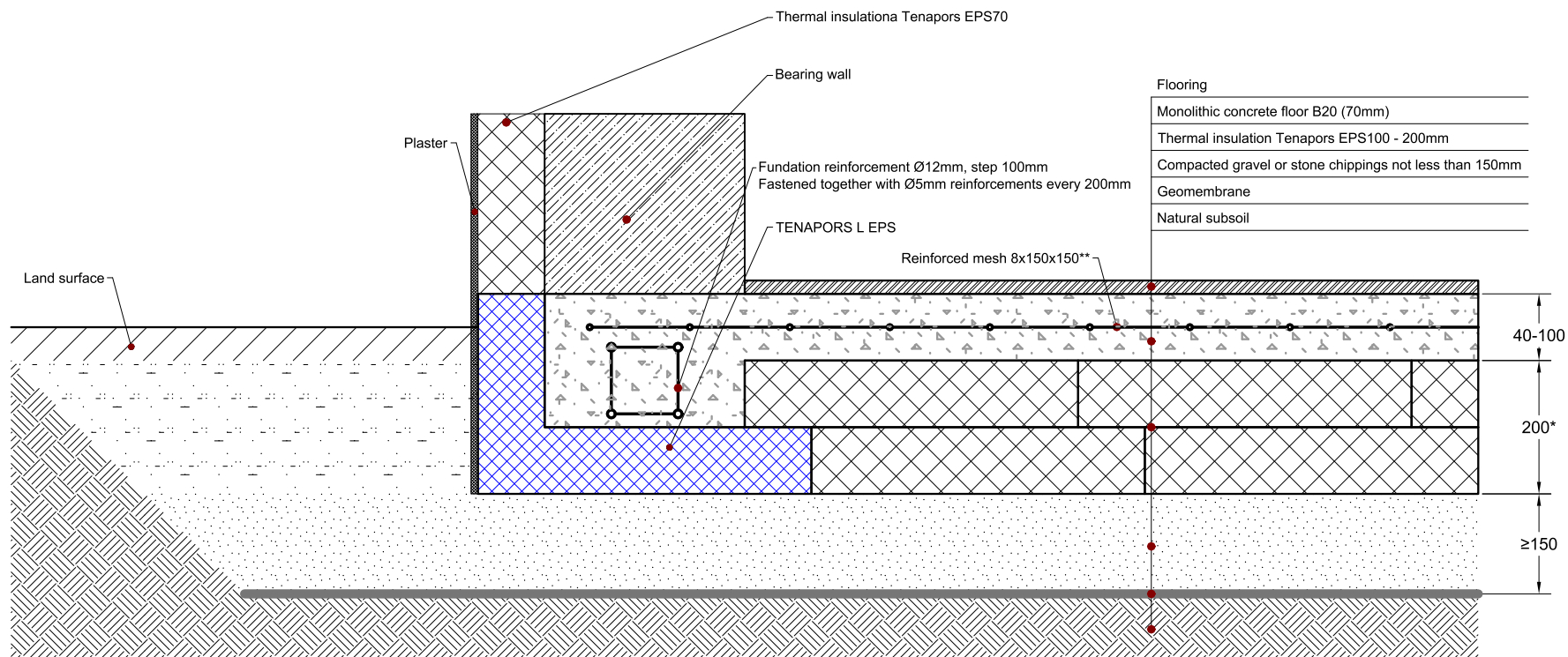


Construction scheme - insulated foundation slab.



NOTES: Characteristics such as the diameter and amount of reinforcement, the strength of concrete, the concrete floor and the foundation thickness and required strength of the EPS are only informative. In order to clarify the actual values, it is necessary to consult to with a certified engineer.

* The thickness of the thermal insulation shown is informative in order to be able to achieve heat transfer coefficient values for residential floors ($U = 0,15k$). Actual values may vary depending on the characteristics of the building being designed.

** To clarify the need for a reinforcing mesh, contact a certified engineer.

1.table. Thermal insulation materials used

Nr.	Product	Picture
1.	Tenapors EPS 70/100	
2.	Tenapors L EPS	



SIA "TENAPORS"

Spodribas street 1, Dobeles, LV-3701, Latvija
Tel.: +37163707051 Faks: +37163724371

Drawing number

LE-2018-7-1-ENG

Drawing

Construction scheme - insulated foundation slab.

Type of product

Foundation

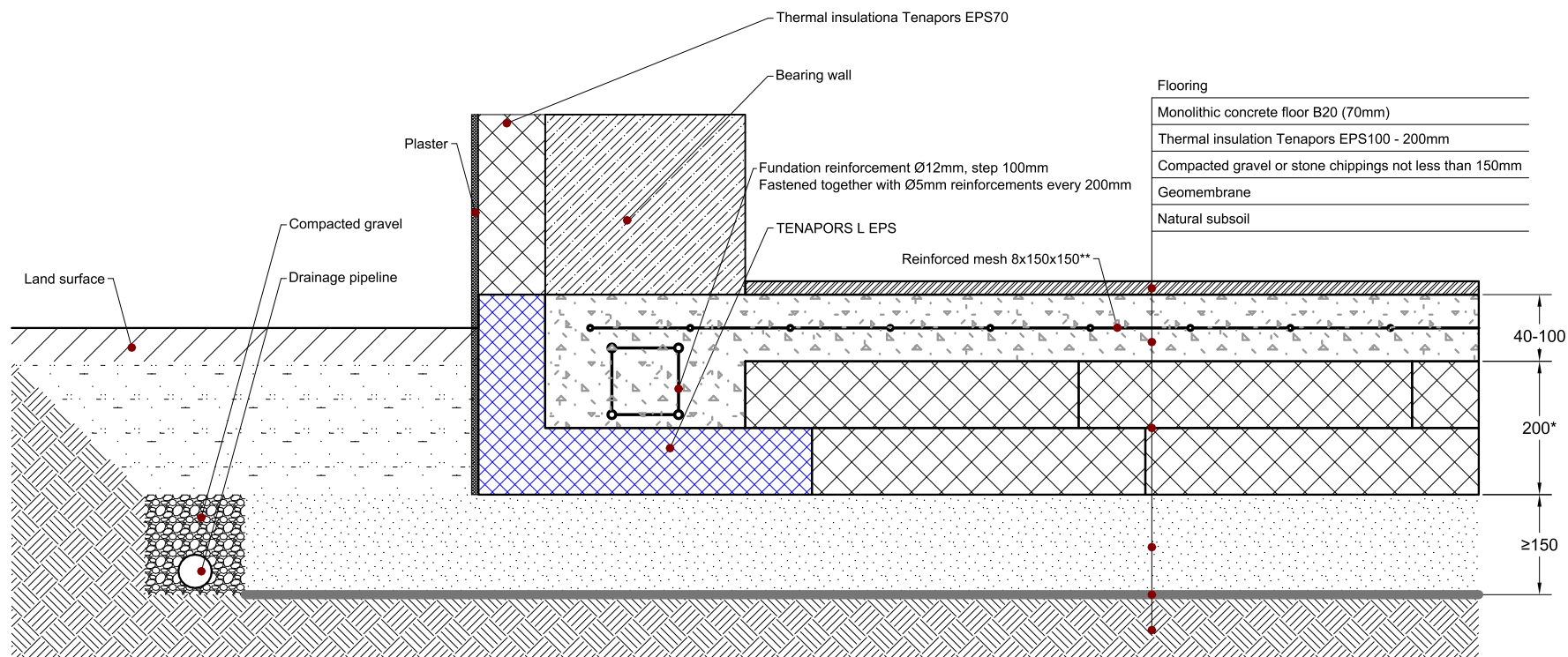
Scale

1:10

Date

July 2018

Construction scheme - insulated foundation slab.
Soil with high moisture content.






NOTES: Characteristics such as the diameter and amount of reinforcement, the strength of concrete, the concrete floor and the foundation thickness and required strength of the EPS are only informative. In order to clarify the actual values, it is necessary to consult with a certified engineer.

* The thickness of the thermal insulation shown is informative in order to be able to achieve heat transfer coefficient values for residential floors ($U = 0,15k$). Actual values may vary depending on the characteristics of the building being designed.

** To clarify the need for a reinforcing mesh, contact a certified engineer.

1.table. Thermal insulation materials used

Nr.	Product	Picture
1.	Tenapors EPS 70/100	
2.	Tenapors L EPS	



SIA "TENAPORS"

Spodribas street 1, Dobeles, LV-3701, Latvija
Tel.: +37163707051 Faks: +37163724371

Drawing number

LE-2018-7-2-ENG

Drawing

Construction scheme - insulated
foundation slab.
Soil with high moisture content.

Type of product

Foundation

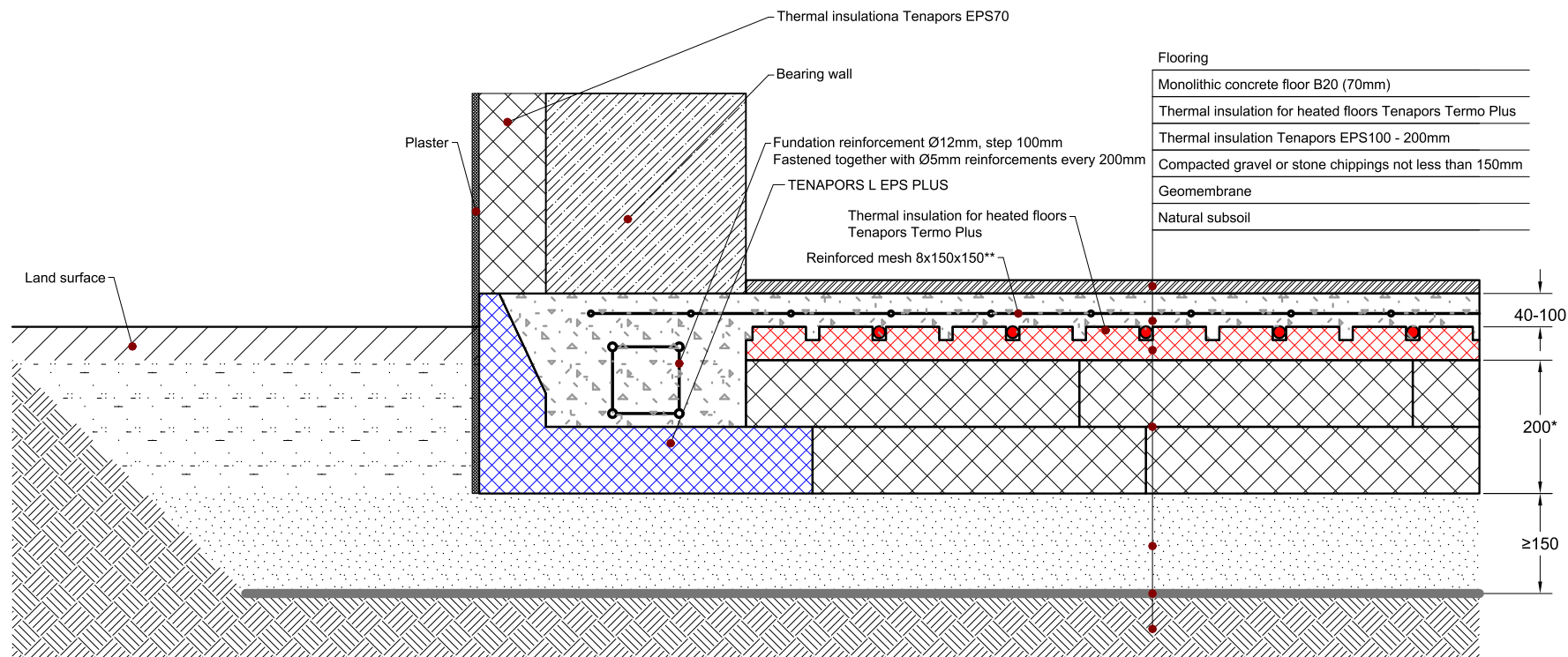
Scale

1:10

Date

July 2018

Construction scheme - insulated foundation slab with heated floors.






NOTES: Characteristics such as the diameter and amount of reinforcement, the strength of concrete, the concrete floor and the foundation thickness and required strength of the EPS are only informative. In order to clarify the actual values, it is necessary to consult to with a certified engineer.

* The thickness of the thermal insulation shown is informative in order to be able to achieve heat transfer coefficient values for residential floors ($U = 0,15k$). Actual values may vary depending on the characteristics of the building being designed.

** To clarify the need for a reinforcing mesh, contact a certified engineer.

1.table. Thermal insulation materials used

Nr.	Product	Picture
1.	Tenapors EPS 70/100	
2.	Tenapors L EPS PLUS	
3.	Tenapors Termo PLUS	



SIA "TENAPORS"

Spodribas street 1, Dobeles, LV-3701, Latvija
Tel.: +37163707051 Faks: +37163724371

Drawing number

LE-2018-7-3-ENG

Drawing

Construction scheme - insulated foundation slab with heated floors.

Type of product

Foundation

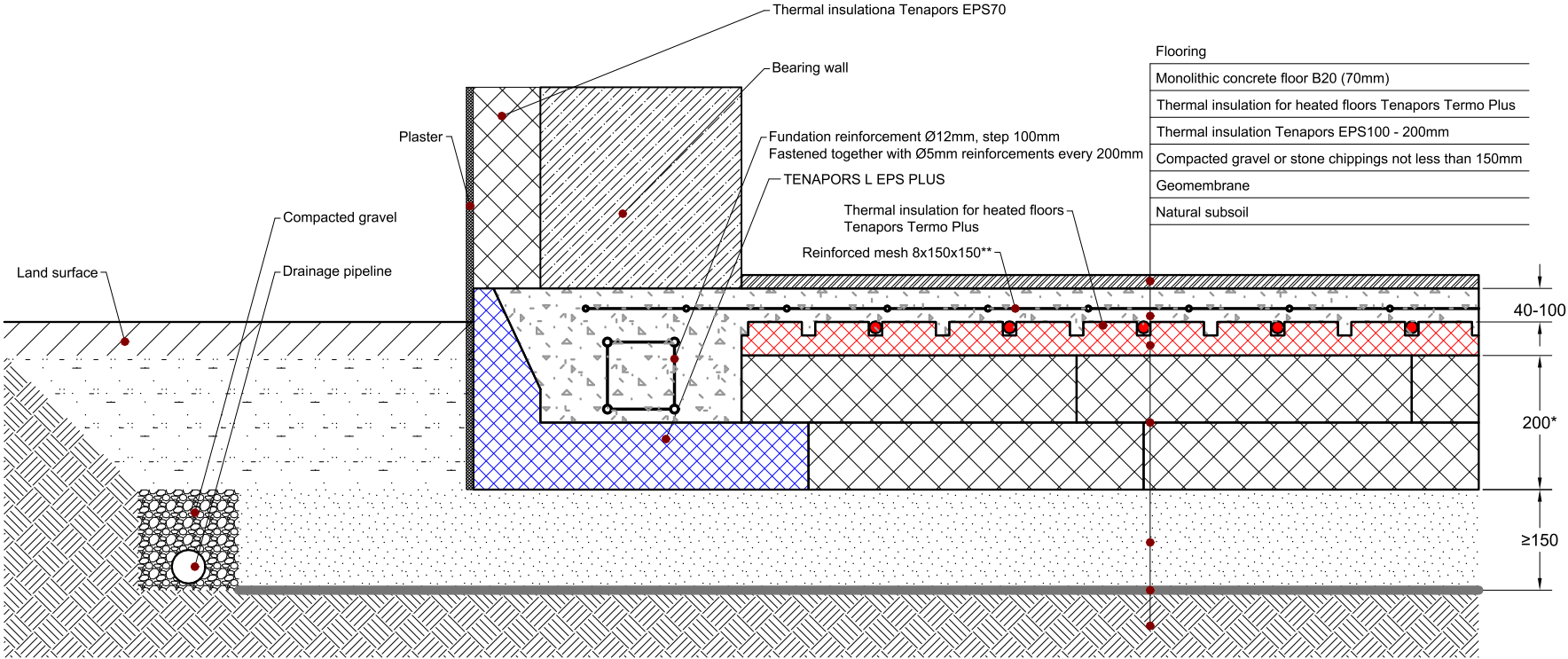
Scale

1:10




Date

July 2018

Construction scheme - insulated foundation slab with heated floors.
Soil with high moisture content.



1.table. Thermal insulation materials used

Nr.	Product	Picture
1.	Tenapors EPS 70/100	
2.	Tenapors L EPS PLUS	
3.	Tenapors Termo PLUS	

NOTES: Characteristics such as the diameter and amount of reinforcement, the strength of concrete, the concrete floor and the foundation thickness and required strength of the EPS are only informative. In order to clarify the actual values, it is necessary to consult to with a certified engineer.

* The thickness of the thermal insulation shown is informative in order to be able to achieve heat transfer coefficient values for residential floors ($U = 0,15k$). Actual values may vary depending on the characteristics of the building being designed.

** To clarify the need for a reinforcing mesh, contact a certified engineer.



SIA "TENAPORS"

Spodribas street 1, Dobeles, LV-3701, Latvija
Tel.: +37163707051 Faks: +37163724371

Drawing number

LE-2018-7-4-ENG

Drawing

Construction scheme - insulated
foundation slab with heated floors.
Soil with high moisture content.

Type of product

Foundation

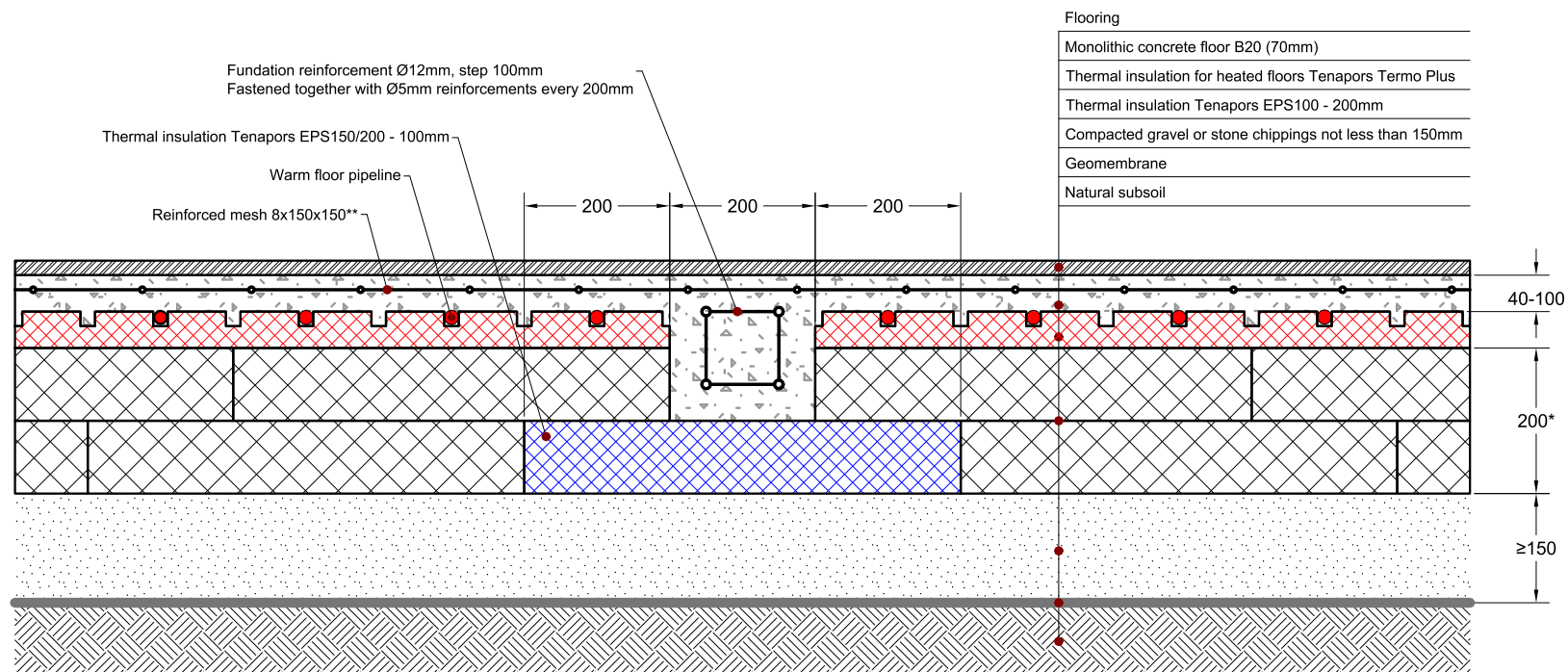
Scale

1:10

Date

July 2018

The partition wall construction scheme - insulated foundation slab with heated floor



NOTES: Characteristics such as the diameter and amount of reinforcement, the strength of concrete, the concrete floor and the foundation thickness and required strength of the EPS are only informative. In order to clarify the actual values, it is necessary to consult to with a certified engineer.

* The thickness of the thermal insulation shown is informative in order to be able to achieve heat transfer coefficient values for residential floors ($U = 0,15k$). Actual values may vary depending on the characteristics of the building being designed.

** To clarify the need for a reinforcing mesh, contact a certified engineer.

1.table. Thermal insulation materials used

Nr.	Product	Picture
1.	Tenapors EPS 100/150/200	
2.	Tenapors Termo Plus	



SIA "TENAPORS"

Spodribas street 1, Dobeles, LV-3701, Latvija
Tel.: +37163707051 Faks: +37163724371

Drawing number

LE-2018-7-6-ENG

Drawing

The partition wall construction scheme
- insulated foundation slab with heated floor.

Type of product

Foundation

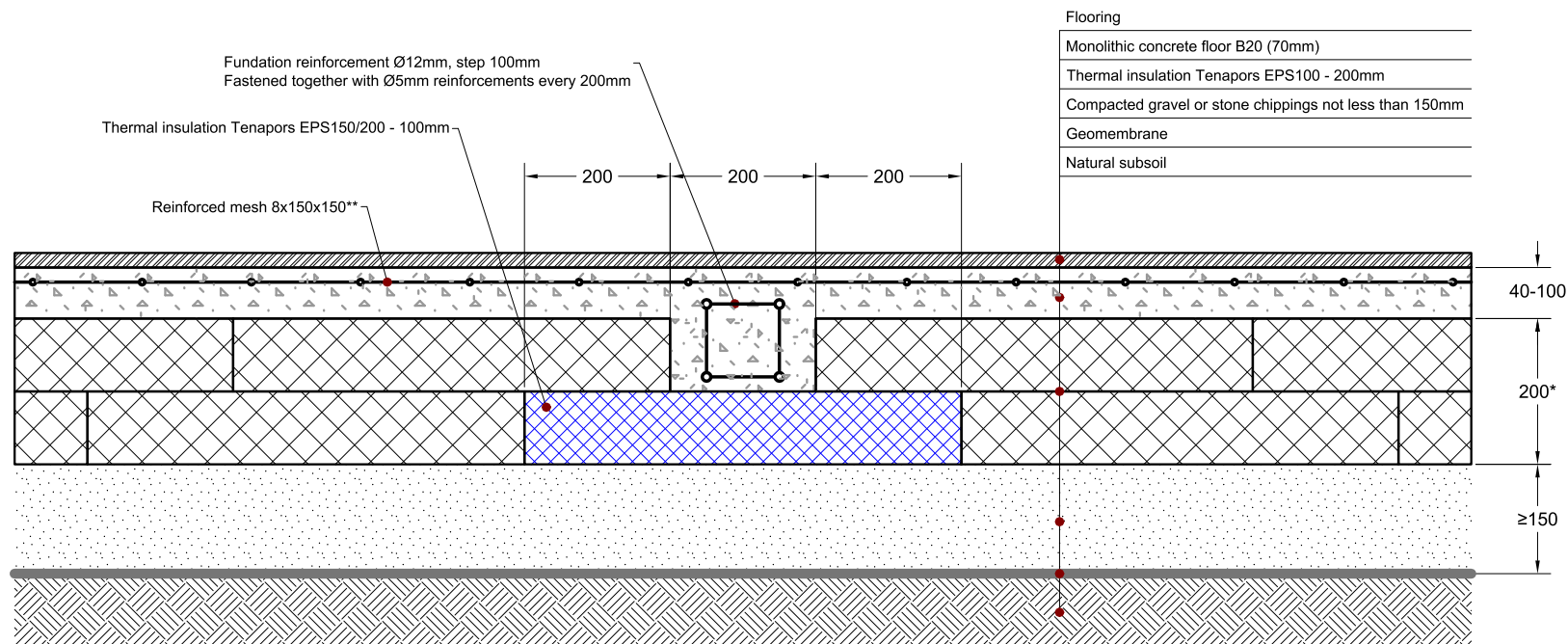
Scale

1:10

Date

July 2018

The partition wall construction scheme - insulated foundation slab




NOTES: Characteristics such as the diameter and amount of reinforcement, the strength of concrete, the concrete floor and the foundation thickness and required strength of the EPS are only informative. In order to clarify the actual values, it is necessary to consult to with a certified engineer.

* The thickness of the thermal insulation shown is informative in order to be able to achieve heat transfer coefficient values for residential floors ($U = 0,15k$). Actual values may vary depending on the characteristics of the building being designed.

** To clarify the need for a reinforcing mesh, contact a certified engineer.

1.table. Thermal insulation materials used

Nr.	Product	Picture
1.	Tenapors EPS 100/150/200	



SIA "TENAPORS"

Spodribas street 1, Dobeles, LV-3701, Latvija
Tel.: +37163707051 Faks: +37163724371

Drawing number

LE-2018-7-5-ENG

Drawing

The partition wall construction scheme
- insulated foundation slab.

Type of product

Foundation

Scale

1:10

Date

July 2018